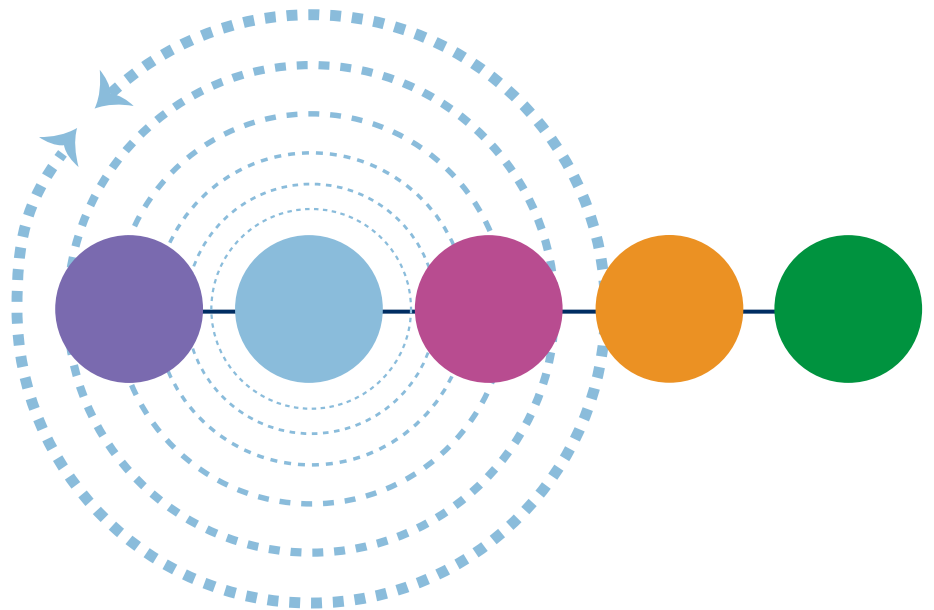


Technical & Safety Report Sample Candidate



Operational

Strengths



About this Report

This report is based upon the Operational Strengths assessment, which explores an individual's strengths in critical work areas.

The results are based on a comparison with a group of 2951 individuals holding technical roles and are presented on a 1 to 10 Sten scale.

Since the questionnaire is a self-report measure, the results reflect the individual's self-perception. Our extensive research has shown this to be a good indicator of how people are likely to operate in the workplace. Nevertheless, due consideration must be given to the subjective nature of using an individual's self-perception in the interpretation of these data.

It should be remembered that the information contained in this report is potentially sensitive and every effort should be made to ensure that it is stored in a secure place.

The information contained within this report is likely to remain a good reflection of the individual's self-perception for 12-24 months, depending upon circumstances.

The report was produced using Saville Assessment software systems. It has been derived from the results of an assessment completed by the respondent, and reflects the responses they made.

This report has been generated electronically. Saville Assessment do not guarantee that it has not been changed or edited. We can accept no liability for the consequences of the use of this report, howsoever arising.

The application of this assessment is limited to Saville Assessment employees, agents of Saville Assessment and clients authorised by Saville Assessment.



Technical & Safety Profile




The following report summarises Sample Candidate's areas of greater and lesser potential based on Saville Assessment's extensive international database linking Saville Assessment Strengths to work performance. Sample Candidate's Ratings Acquiescence is 7 and their Consistency of Rankings is 10.

	Area	Potential
Solving Problems	Understanding Problems Handling Information (9); Being Logical (9)	 Extremely High higher potential than about 99% of the comparison group
	Implementing Solutions Creating Solutions (7); Learning Effectively (7); Making it Work (7)	 High higher potential than about 90% of the comparison group
Influencing People	Being Assertive Voicing Disagreement (4); Engaging Others (4)	 Fairly Low higher potential than about 25% of the comparison group
	Leading People Providing Direction (3); Making Decisions (5); Encouraging Others (2)	 Low higher potential than about 10% of the comparison group
Adapting Approaches	Being Resilient Handling Pressure (3); Staying Positive (5)	 Fairly Low higher potential than about 25% of the comparison group
	Team Working Supporting Others (3); Working with Others (5)	 Low higher potential than about 10% of the comparison group
Delivering Results	Being Dependable Remaining Compliant (10); Being Organised (8); Maintaining Standards (6)	 Very High higher potential than about 95% of the comparison group
	Results Focused Being Driven (8); Taking Action (6)	 Fairly High higher potential than about 75% of the comparison group



Safety Potential Profile

The following report summarises Sample Candidate's greater or lesser potential against key performance indicators which are likely to promote safe working practices.

Indicator	Potential
General Safety e.g. Working Responsibly; Adhering to Safety Guidelines; Actively Engaging in Safety Behaviour	 Extremely High higher potential than about 99% of the comparison group
Team Safety e.g. Contributing to Team Safety; Working Co-operatively; Supporting Safety Initiatives	 Low higher potential than about 10% of the comparison group
Safety Leadership e.g. Implementing Safe Working Practice; Dealing with Unsafe Behaviour; Encouraging Positive Attitudes to Safety	 Very Low higher potential than about 5% of the comparison group